

Public Education within KCPS Boundaries 2018-2019

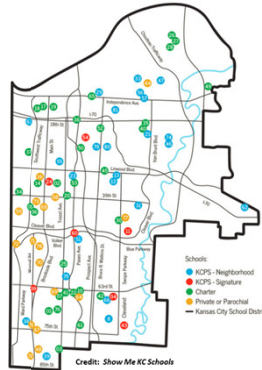
There are 22 public school operators serving K-12 students within KCPS boundaries:

1 KCPS

+

21 Public Charters

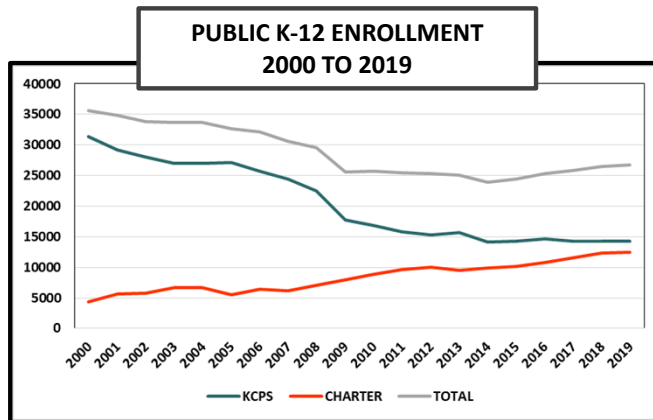
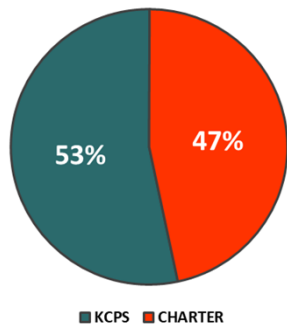
- ✓ 14,287 K-12 students
- ✓ 32 public schools
 - 24 Neighborhood
 - 8 Signature



- ✓ 12,475 K-12 students
- ✓ 39 public schools

QUICK FACTS

- ❑ **26,762 students attend public schools within KCPS boundaries;** public school enrollment has grown for 5 consecutive years, driven by charter enrollment growth
- ❑ **The majority of students attend *schools of choice* –** schools that require an application to attend (KCPS Signature + Charter = 60% of all public enrollment)
- ❑ **24% of all 3rd graders read on grade level;** the MO state average is 49%. Third-grade reading proficiency is highly predictive of high school graduation and life outcomes



PUBLIC SCHOOL ENROLLMENT 2019	# students	%
PUBLIC CHARTER SCHOOLS (application required)	12,475	47%
KCPS NEIGHBORHOOD SCHOOLS	10,582	40%
KCPS SIGNATURE SCHOOLS* (application required)	3,705	14%
TOTAL	26,762	100%

*includes enrollment of Kansas City Neighborhood Academy, a KCPS-sponsored charter school

2017-18	ASIAN	BLACK	LATINX	MULTI-RACIAL	WHITE	ELL	IEP	AT-RISK*
KCPS	4%	56%	28%	2%	10%	28%	12%	64%
CHARTER	1%	58%	26%	4%	11%	20%	8%	47%
TOTAL	3%	57%	27%	3%	10%	24%	10%	58%

*The % of students whose families are "directly certified" as participants in SNAP, TANF or who are homeless, unaccompanied, migrant or in foster care. Includes Pre-K enrollment for schools with Pre-K



SET THE SCHOOLS FREE
www.settheschoolsfree.org