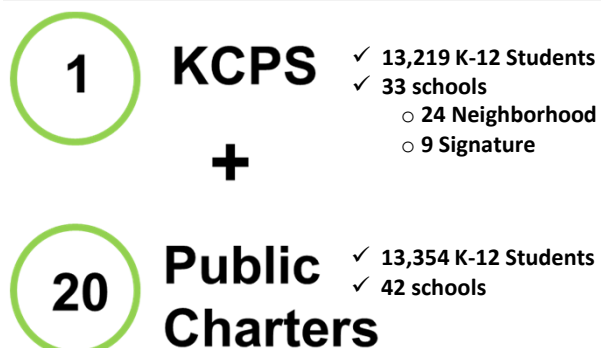
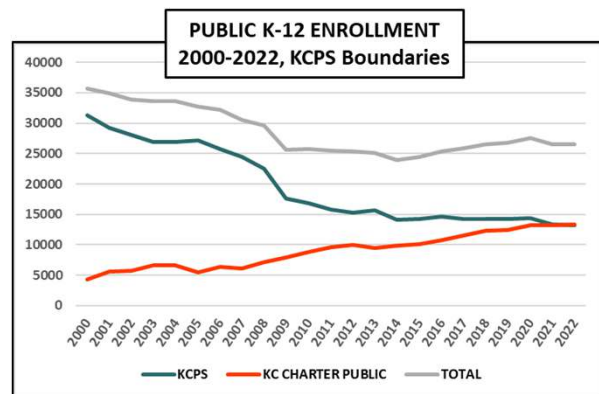
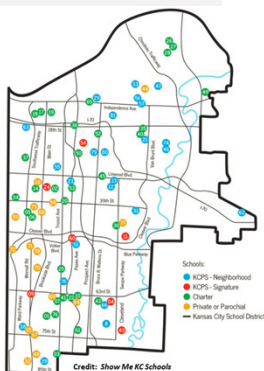


Public Education within KCPS Boundaries 2021-2022

There are 21 public school operators serving 26,573 students within KCPS boundaries:

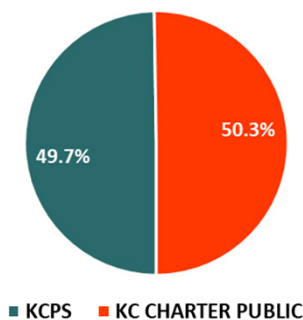


Note: Some charter operators operate more than one school



50% of public school students within district boundaries attend KCPS schools;
50% attend KC Charter Public schools

2021-22 Enrollment by Market Share



SOME FACTS ABOUT OUR PUBLIC SCHOOLS: 2021-22

26,573 K-12 students attend public schools within KCPS boundaries

2020-21	ASIAN	BLACK	HISPANIC	MULTI	WHITE	ELL-LEP	FRL	IEP
KCPS	4%	54%	28%	2%	10%	22%	100%	12%
KC CHARTER PUBLIC	1%	54%	29%	4%	12%	20%	77%	9%
K-12 ALL PUBLIC	3%	54%	28%	3%	11%	21%	89%	10%

There are three types of public schools:

- 1) **KCPS Neighborhood:** Guaranteed seat based on where you live. Neighborhood schools must accept all students in their attendance zone
- 2) **KCPS Signature:** Theme-based open enrollment schools (no attendance zone) with application + admissions/enrollment requirements. If applicants > seats, lottery is conducted
- 3) **Public Charter:** Public schools operating independently of KCPS. Some are theme-based. Open enrollment, application required. If applicants > seats, lottery is conducted

17% of all public school 3rd graders within KCPS boundaries read on or above grade level. Third-grade reading proficiency is highly predictive of high school graduation and life outcomes. The 2021 Missouri state average for third-grade reading proficiency is 42%

2021 3RD Grade Reading Proficiency

KCPS + KC CHARTER PUBLIC	STATE
BELOW BASIC	56%
BASIC	24%
PROF + ADV	17%

The 4-year high school graduation rate within KCPS boundaries is 78%. The 2021 Missouri state average is 89%

The average ACT score is 17.1 The ACT is an entrance exam used by colleges and universities to make admissions decisions. While use of the test is declining, it is a nationally-normed benchmark. The 2021 Missouri state average is 20.9; the national average is 20.3