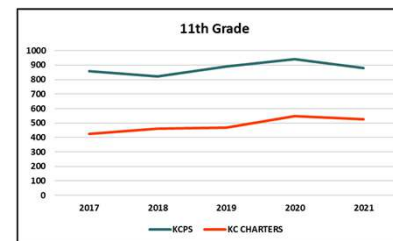
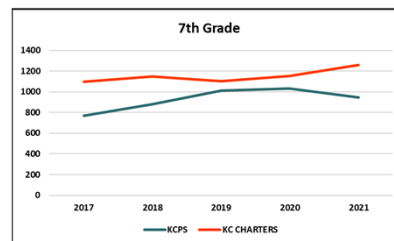
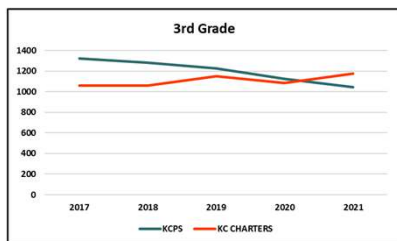
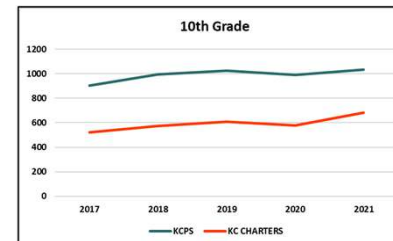
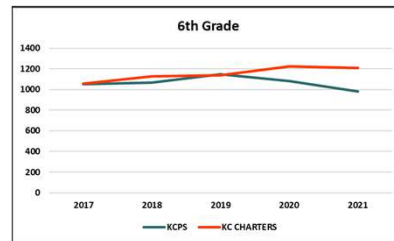
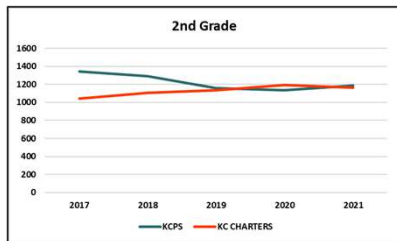
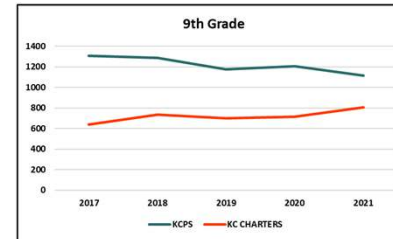
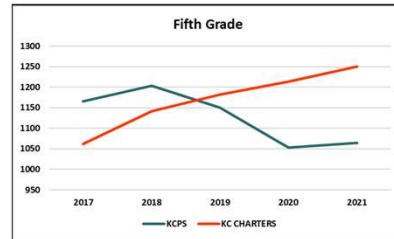
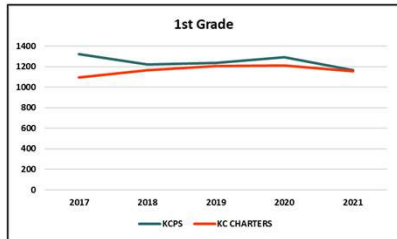
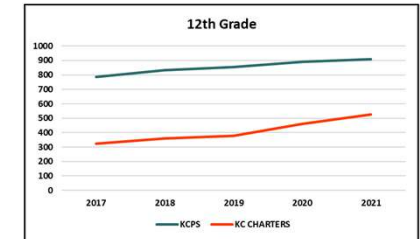
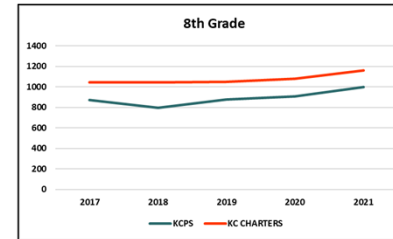
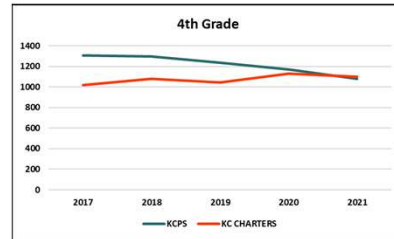
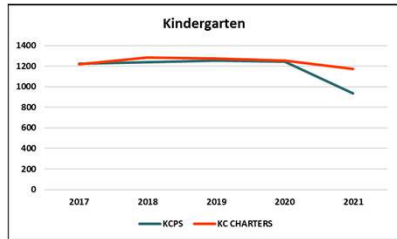


K-12 ENROLLMENT TRENDS BY GRADE, KCPS AND KC CHARTER PUBLIC SCHOOLS: 2017-2021



This series of graphs show enrollment trends by grade level for KCPS and KC Charter Public Schools over the last 5 years.

The KCPS trendline is blue; KC Charters are in red.

In 2017, charter schools collectively educated 45% of K-12 public school students within KCPS boundaries; by 2021, 50% of students attended KC Charters.

For a snapshot of public education within KCPS boundaries in 2021, see [Set the Schools Free 2020-21 KC Public Education Overview](https://www.settheschoolsfree.org/2020-21-KC-Public-Education-Overview).