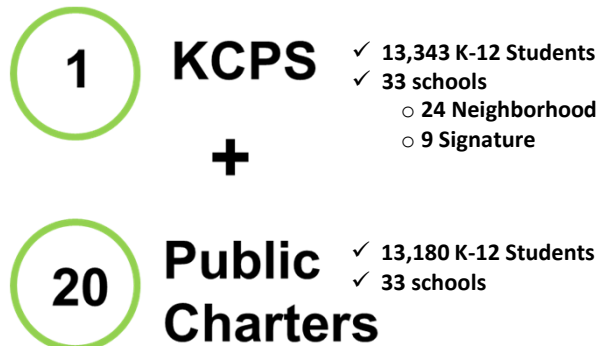
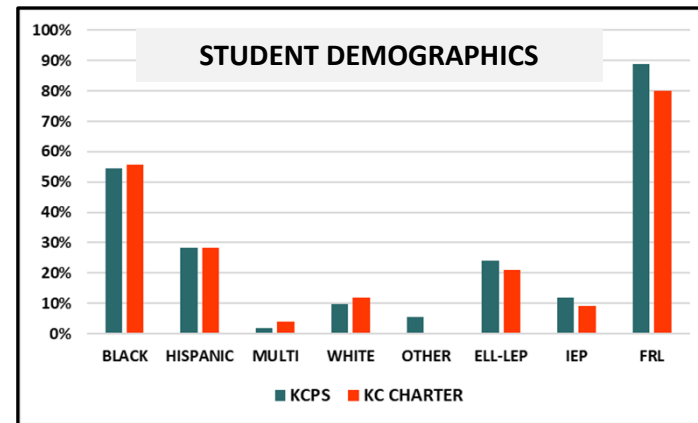
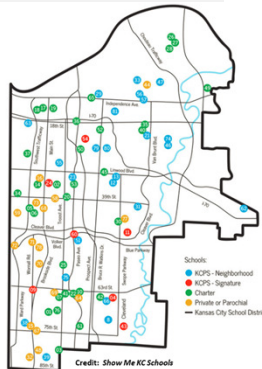


## Public Education within KCPS Boundaries 2020-2021

There are 21 public school operators serving 26,523 students within KCPS boundaries:

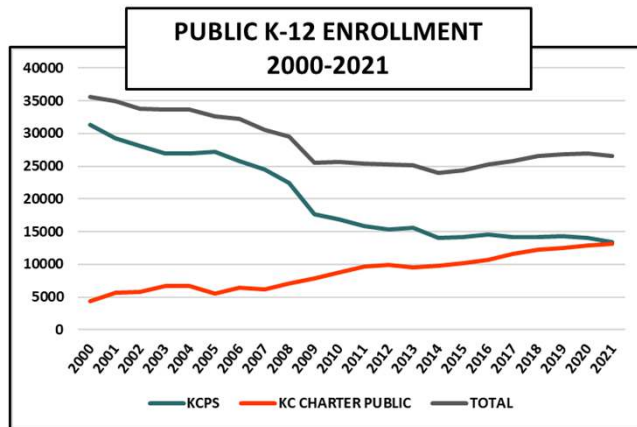


Note: Some charter operators operate more than one school



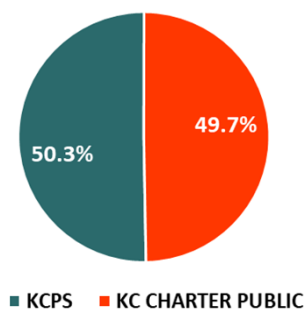
	KCPS	CHARTER
BLACK	55%	56%
HISPANIC	28%	28%
MULTI	2%	4%
WHITE	10%	12%
OTHER	5%	0%
ELL-LEP	24%	21%
IEP	12%	9%
FRL	89%	80%

Note: 2019-20 data is the most recent available



50% of public school students attend KCPS schools; 50% attend charter public schools

### 2020-21 Enrollment by Market Share



### FACTS ABOUT OUR PUBLIC SCHOOLS: 2020-21

- ❑ **26,523 K-12 students attend public schools within KCPS boundaries.** After six years of growth, overall K-12 enrollment declined 1.6% due to covid-19. In both KCPS and KC Charters, the biggest losses were in K and 1<sup>st</sup> grade
- ❑ **There are three types of public schools:**
  - 1) KCPS Neighborhood: Guaranteed seat based on attendance zone in which you live
  - 2) KCPS Signature: Open enrollment (no zone), application + admissions requirements
  - 3) Public Charter: Independent public, open enrollment, application required
- ❑ **25% of all 3<sup>rd</sup> graders read on grade level.** Third-grade reading proficiency is highly predictive of high school graduation and life outcomes. The Missouri state average for third-grade reading proficiency is 49%