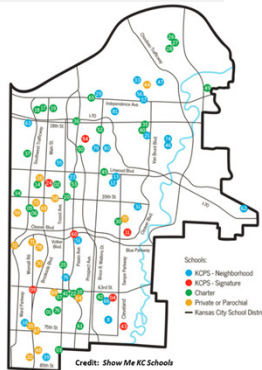
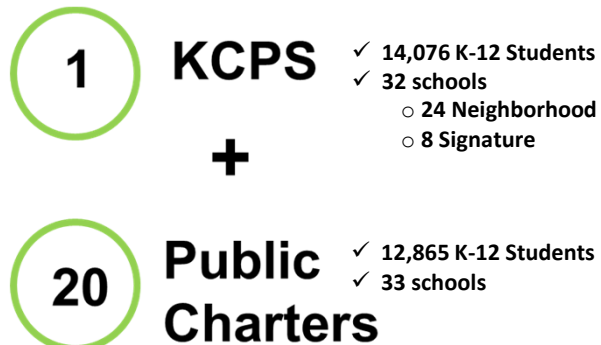


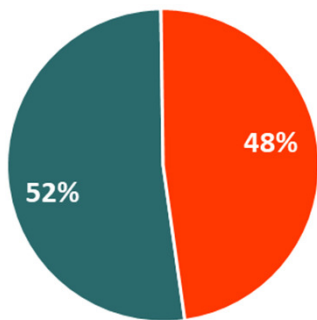
## Public Education within KCPS Boundaries 2019-2020

There are 21 public school operators serving 26,941 students within KCPS boundaries:

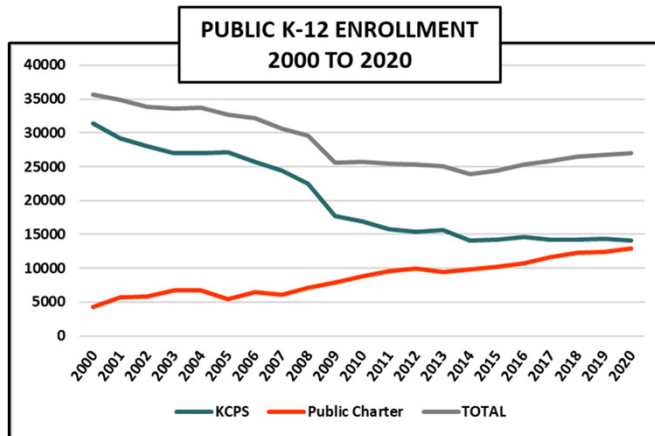


### FACTS ABOUT OUR PUBLIC SCHOOLS: 2019-20

- ❑ **26,941 K-12 students attend public schools within KCPS boundaries.**  
Public school enrollment has grown for six consecutive years
- ❑ **There are three types of public schools:**
  - 1) KCPS Neighborhood: guaranteed seat based on where you live
  - 2) KCPS Signature: open enrollment, application + admissions requirements
  - 3) Public Charter: independent public, open enrollment, application required
- ❑ **25% of all 3<sup>rd</sup> graders read on grade level.** Third-grade reading proficiency is highly predictive of high school graduation and life outcomes. The Missouri state average for third-grade reading proficiency is 49%.



■ KCPS ■ CHARTER



52% of public school students attend KCPS schools; 48% attend public charters

### STUDENT DEMOGRAPHICS AND ENROLLMENT BY SCHOOL TYPE

2018-19 DEMOGRAPHICS	ASIAN	BLACK	LATINX	MULTI	WHITE	ELL	IEP	AT-RISK
1 KCPS Neighborhood	5%	58%	26%	2%	9%	28%	13%	76%
2 KCPS Signature	3%	50%	31%	2%	12%	15%	7%	51%
3 Public Charter	1%	57%	28%	4%	12%	21%	8%	47%
ALL PUBLIC	3%	56%	28%	3%	11%	23%	10%	59%

\*At-Risk = the % of students whose families or caregivers are recipients of SNAP or TANF, or who are unaccompanied, homeless, migrant or in the foster care system. This status is determined through the direct certification process conducted by schools.

ENROLLMENT ANALYSIS BY SCHOOL TYPE	# Students	% Students
1 Public Charter*	12,865	48%
2 KCPS Neighborhood	10,410	39%
3 KCPS Signature*	3,666	14%
TOTAL ENROLLMENT	26,941	100%

\* Application-based enrollment