

# **2017-18 Public School Enrollment Analysis, Kansas City Public Schools Boundaries**

---

**Kansas City, Missouri**  
February 2018



**Set the Schools Free**

[www.settheschoolsfree.org](http://www.settheschoolsfree.org)

## Public Education within KCPS Boundaries, At-a-Glance 2017-2018

1

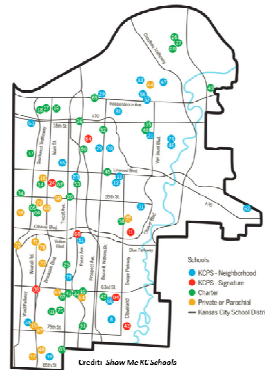
**KCPS**

+

22

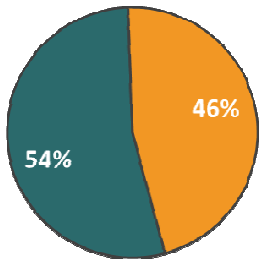
**Public  
Charters**

- ✓ 14,221 K-12 students
- ✓ 32 public schools
  - 8 Signature
  - 24 Neighborhood

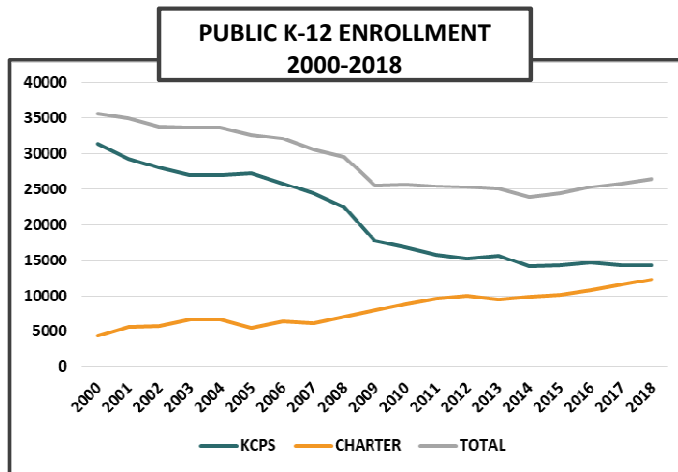


- ✓ 12,305 K-12 students
- ✓ 37 public schools

- ❑ 26,526 students attend public schools within KCPS boundaries; public school enrollment has grown for 4 consecutive years
- ❑ The majority attend *schools of choice* – schools that require an application to attend (KCPS Signature + Charter = 59%)
- ❑ 40% of all 3<sup>rd</sup> graders read on grade level; third-grade reading proficiency is highly predictive of high school graduation



■ KCPS ■ CHARTER

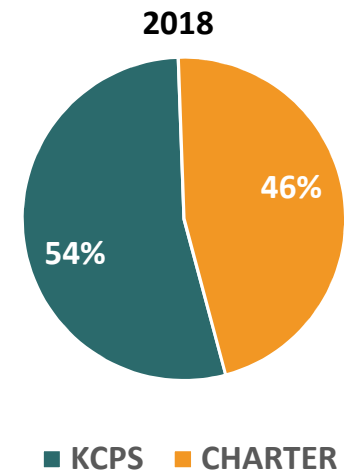
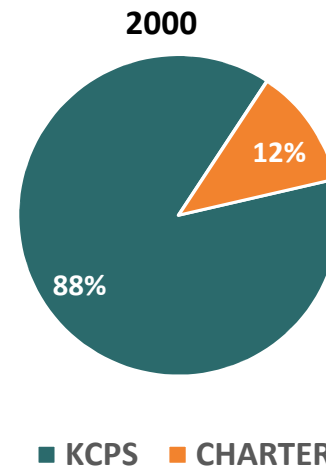
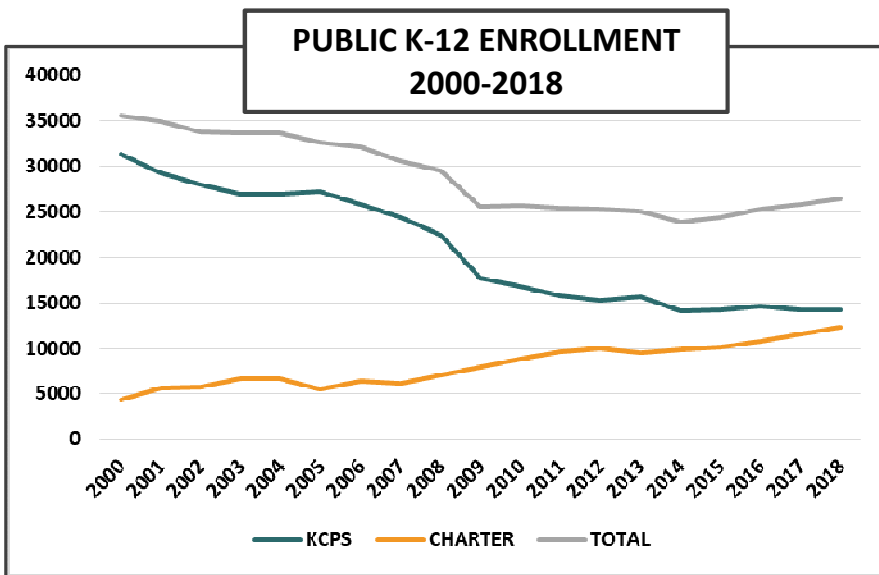


| PUBLIC SCHOOL ENROLLMENT 2018         | # students    | %           |
|---------------------------------------|---------------|-------------|
| KCPS Signature (application required) | 3,418         | 13%         |
| KCPS Neighborhood                     | 10,803        | 41%         |
| Public Charter (application required) | 12,305        | 46%         |
| <b>TOTAL</b>                          | <b>26,526</b> | <b>100%</b> |

| 2016-17 | # K-12 | FRL* | ELL-LEP | IEP | BLACK | HISP | WHITE | OTHER |
|---------|--------|------|---------|-----|-------|------|-------|-------|
| KCPS    | 14,240 | 90%  | 25%     | 13% | 55%   | 29%  | 10%   | 7%    |
| CHARTER | 11,601 | 82%  | 19%     | 8%  | 59%   | 25%  | 11%   | 4%    |

# 1. Public K-12 Enrollment, Kansas City Public Schools (KCPS) Boundaries

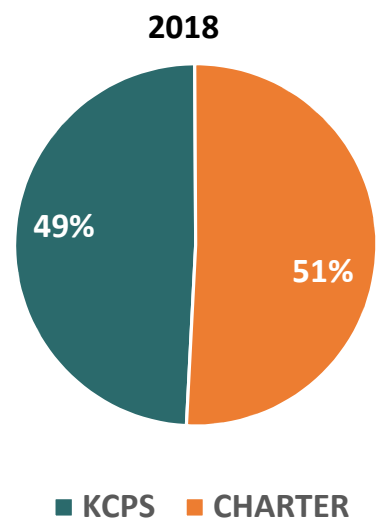
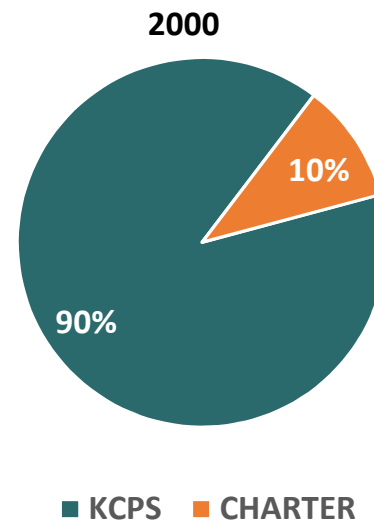
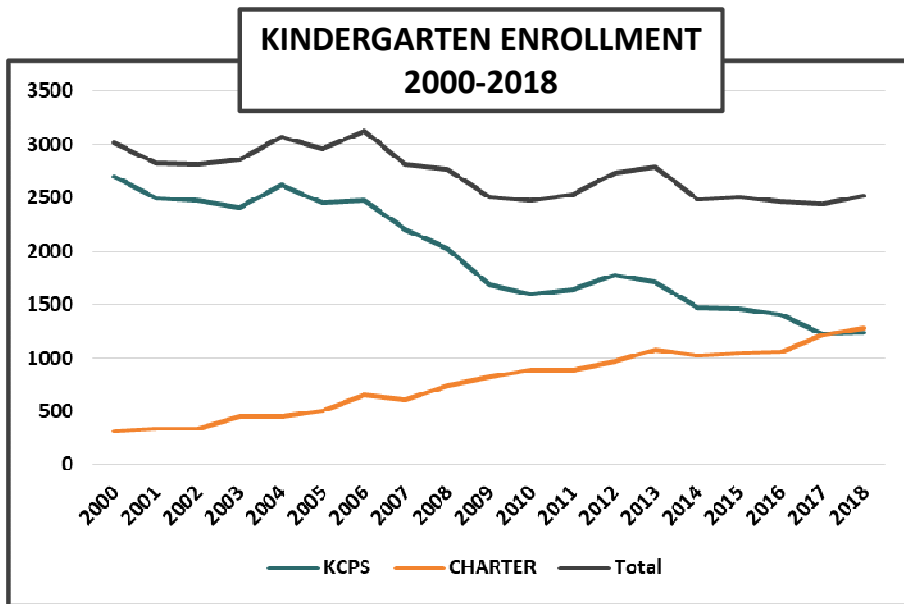
|                | 2000         | 2001         | 2002         | 2003         | 2004         | 2005         | 2006         | 2007         | 2008         | 2009         | 2010         | 2011         | 2012         | 2013         | 2014         | 2015         | 2016         | 2017         | 2018         |
|----------------|--------------|--------------|--------------|--------------|--------------|--------------|--------------|--------------|--------------|--------------|--------------|--------------|--------------|--------------|--------------|--------------|--------------|--------------|--------------|
| <b>KCPS</b>    | 31327        | 29244        | 28061        | 26948        | 26966        | 27190        | 25766        | 24449        | 22479        | 17677        | 16868        | 15826        | 15336        | 15627        | 14100        | 14228        | 14586        | 14240        | 14221        |
| <b>CHARTER</b> | 4315         | 5663         | 5794         | 6696         | 6692         | 5493         | 6428         | 6116         | 7104         | 7904         | 8819         | 9624         | 9971         | 9470         | 9837         | 10178        | 10742        | 11599        | 12305        |
| <b>TOTAL</b>   | <b>35642</b> | <b>34907</b> | <b>33855</b> | <b>33644</b> | <b>33658</b> | <b>32683</b> | <b>32194</b> | <b>30565</b> | <b>29583</b> | <b>25581</b> | <b>25687</b> | <b>25450</b> | <b>25307</b> | <b>25097</b> | <b>23937</b> | <b>24406</b> | <b>25328</b> | <b>25839</b> | <b>26526</b> |



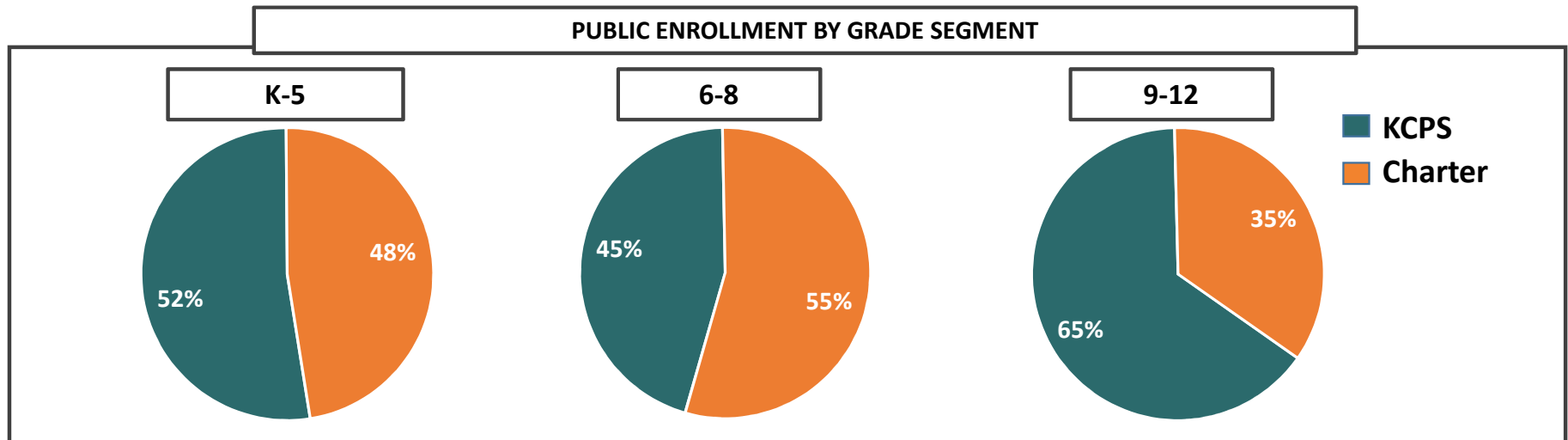
**Note:** 1) Enrollment numbers for Kansas City Neighborhood Academy, a K-3 charter school sponsored by KCPS, are reported under KCPS throughout this analysis  
 2) For a summary analysis of 2017-2018 enrollment data, visit [www.settheschoolsfree.org](http://www.settheschoolsfree.org)

## 2. Public Kindergarten Enrollment, KCPS Boundaries

|                | 2000        | 2001        | 2002        | 2003        | 2004        | 2005        | 2006        | 2007        | 2008        | 2009        | 2010        | 2011        | 2012        | 2013        | 2014        | 2015        | 2016        | 2017        | 2018        |
|----------------|-------------|-------------|-------------|-------------|-------------|-------------|-------------|-------------|-------------|-------------|-------------|-------------|-------------|-------------|-------------|-------------|-------------|-------------|-------------|
| <b>KCPS</b>    | 2696        | 2496        | 2472        | 2411        | 2622        | 2456        | 2479        | 2209        | 2020        | 1684        | 1592        | 1640        | 1773        | 1705        | 1468        | 1464        | 1404        | 1223        | 1237        |
| <b>CHARTER</b> | 316         | 333         | 335         | 451         | 452         | 503         | 646         | 602         | 744         | 824         | 884         | 886         | 961         | 1080        | 1020        | 1040        | 1057        | 1216        | 1283        |
| <b>TOTAL</b>   | <b>3012</b> | <b>2829</b> | <b>2807</b> | <b>2862</b> | <b>3074</b> | <b>2959</b> | <b>3125</b> | <b>2811</b> | <b>2764</b> | <b>2508</b> | <b>2476</b> | <b>2526</b> | <b>2734</b> | <b>2785</b> | <b>2488</b> | <b>2504</b> | <b>2461</b> | <b>2439</b> | <b>2520</b> |



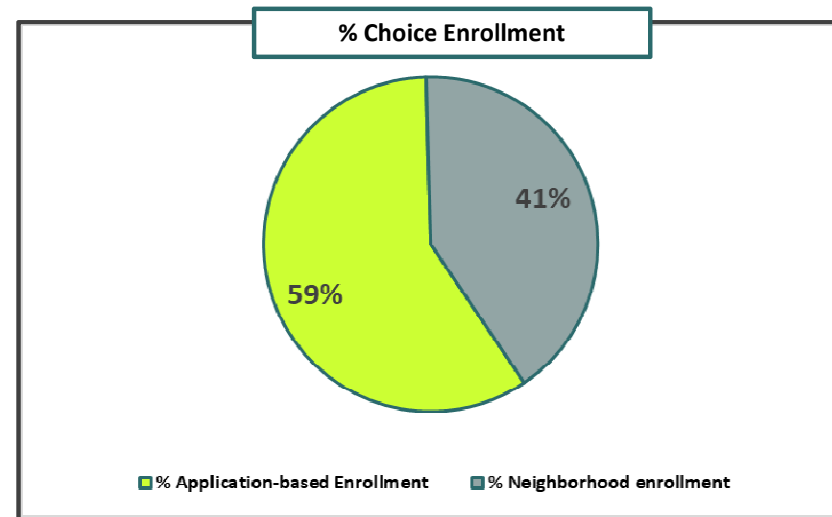
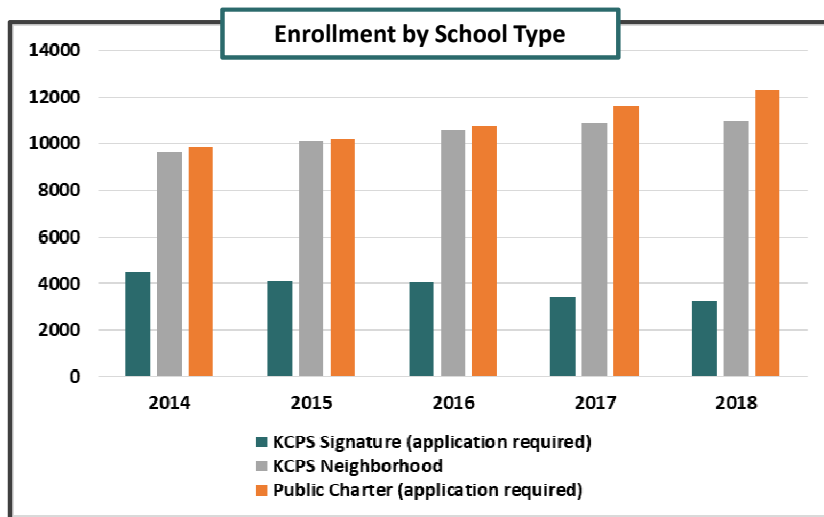
### 3. Public Enrollment by Grade Segment: K-5, 6-8, 9-12



| GRADE SEGMENT  |         | 2014  | 2015  | 2016  | 2017  | 2018  |
|----------------|---------|-------|-------|-------|-------|-------|
| K-5            | KCPS    | 7819  | 7826  | 8053  | 7690  | 7534  |
|                | Charter | 5591  | 5801  | 6041  | 6501  | 6853  |
| TOTAL ENR K-5  |         | 13410 | 13627 | 14094 | 14191 | 14387 |
| 6-8            | KCPS    | 2865  | 2757  | 2722  | 2693  | 2748  |
|                | Charter | 2531  | 2791  | 2974  | 3195  | 3321  |
| TOTAL ENR 6-8  |         | 5396  | 5548  | 5696  | 5888  | 6069  |
| 9-12           | KCPS    | 3416  | 3645  | 3811  | 3857  | 3939  |
|                | Charter | 1715  | 1586  | 1727  | 1903  | 2131  |
| TOTAL ENR 9-12 |         | 5131  | 5231  | 5538  | 5760  | 6070  |

## 4. Public Enrollment by School Type: KCPS Neighborhood, Signature, Charter

| PUBLIC SCHOOL TYPE                                 | 2014  | 2015  | 2016  | 2017  | 2018  |
|--|-------|-------|-------|-------|-------|
| KCPS Neighborhood                                  | 9638  | 10118 | 10530 | 10554 | 10803 |
| Public Charter (application required)              | 9837  | 10178 | 10742 | 11599 | 12305 |
| KCPS Signature (application required)              | 4462  | 4110  | 4056  | 3686  | 3418  |
| Enrollment TOTAL                                   | 23937 | 24406 | 25328 | 25839 | 26526 |
| % Choice Enrollment (application-based enrollment) | 60%   | 59%   | 58%   | 59%   | 59%   |



**Note:** KCPS Signature school enrollment for 2017 & 2018 includes enrollment #s for AC Prep High School, which is reported under Southeast High School

**Questions? Comments?**

[www.settheschoolsfree.org](http://www.settheschoolsfree.org)